

Documentation Suite Overview

7450 ESS, 7750 SR, and 7950 XRS Release 15.0


Introduction

This document provides information about the Service Router Operating System (SR OS) user guides that are available for the 7450 ESS, 7750 SR, 7950 XRS, and the VSR including information about:


- Service Router portfolio platforms
- Software documents in this documentation suite
- Hardware and other documents in this documentation suite
- Accessing and searching the Documentation Center
- Searching for specific information in a document or in multiple documents
- Contact information

Service router platforms covered in this documentation suite


7750 Service Router (SR)



7450 Ethernet Service Switch (ESS)



7950 eXtensible Routing System (XRS)



Software documents in this documentation suite

The following table lists and describes the software documents in this documentation suite and the intended audience for each guide. The suite covers the SR OS software functionality for the 7450 ESS, 7750 SR, 7950 XRS, and VSR platforms.

The guides are organized into functional chapters and provide concepts and descriptions of the implementation flow, as well as Command Line Interface (CLI) syntax and command usage.

Intended audience legend:

- **A**—Network architects and designers
- **B**—Installers and hardware maintenance technicians
- **C**—Network technicians, administrators, operators, and service providers

Software Guides

Document	Description	Intended Audience		
		A	B	C
Acronym Guide	This guide provides expansions of acronyms found in the user guides.	✓	✓	✓
<i>Advanced Configuration Guide</i>	This guide provides advanced configuration solutions and is a supplement to the other guides in this suite.	✓	✓	✓
<i>Basic System Configuration Guide</i>	This guide describes CLI usage, file system management, and boot option file (BOF) configuration, as well as how to configure basic system management, node timing, and synchronization functions.	✓	✓	✓
<i>Gx AVPs Reference Guide (for 7750 SR)</i>	This guide describes Gx Attribute Value Pairs (AVPs).	✓	—	✓
<i>Interface Configuration Guide</i>	This guide describes how to provision Input/Output Modules (IOMs), XMA Control Modules (XCMs), Media Dependent Adapters (MDAs), XRS Media Adapters (XMAs), and ports.	✓	—	✓

Software Guides (Continued)

Document	Description	Intended Audience		
		A	B	C
<i>Layer 2 Services and EVPN Guide: VLL, VPLS, PBB, and EVPN</i>	This guide describes Layer 2 service and Ethernet Virtual Private Network (EVPN) functionality and provides examples to configure and implement Virtual Leased Lines (VLLs), Virtual Private LAN Service (VPLS), Provider Backbone Bridging (PBB), and EVPN.	✓	—	✓
<i>Layer 3 Services Guide: Internet Enhanced Services and Virtual Private Routed Network Services</i>	This guide describes Layer 3 service functionality and provides examples to configure and implement Internet Enhanced Services (IES) and Virtual Private Routed Network (VPRN) services.	✓	—	✓
<i>MPLS Guide</i>	This guide describes how to configure Multiprotocol Label Switching (MPLS), Resource Reservation Protocol (RSVP), Generalized Multiprotocol Label Switching (GMPLS), and Label Distribution Protocol (LDP).	✓	—	✓
<i>Multicast Routing Protocols Guide</i>	This guide provides an overview of multicast routing concepts and provides configuration examples for Internet Group Management Protocol (IGMP), Multicast Listener Discovery (MLD), Protocol Independent Multicast (PIM), Multicast Source Discovery Protocol (MSDP), Multipoint LDP, multicast extensions to BGP, and Multicast Connection Admission Control (MCAC).	✓	—	✓
<i>Multiservice Integrated Service Adapter Guide (for the 7450 ESS, 7750 SR and VSR)</i>	This guide describes services provided by integrated service adapters, such as Application Assurance, IPsec, ad insertion (ADI), and Network Address Translation (NAT).	✓	—	✓
<i>OAM and Diagnostics Guide</i>	This guide describes how to configure features such as service mirroring and Lawful Intercept (LI), and how to use the Operations, Administration and Management (OAM) and diagnostics tools.	✓	—	✓
<i>Log Events Guide</i>	This guide provides general information about log events.	✓	✓	✓
<i>Quality of Service Guide</i>	This guide describes how to configure Quality of Service (QoS) policy management.	✓	—	✓
<i>RADIUS Attributes Reference Guide (for the 7750 SR and VSR)</i>	This guide describes all supported RADIUS Authentication, Authorization, and Accounting attributes.	✓	—	✓
<i>Router Configuration Guide</i>	This guide describes logical IP routing interfaces and associated attributes such as IP addresses, as well as IP and MAC-based filtering, Virtual Router Redundancy Protocol (VRRP), and Cflowd.	✓	—	✓



Software Guides (Continued)

Document	Description	Intended Audience		
		A	B	C
<i>Services Overview Guide</i>	This guide provides a general overview of functionality provided by the routers and describes how to configure service parameters such as Service Access Points (SAPs), Service Distribution Points (SDPs), customer information, and user services.	✓	—	✓
<i>System Management Guide</i>	This guide describes system security features, SNMP and NETCONF features, and event and accounting logs. It covers basic tasks such as configuring management access filters, passwords, and user profiles.	✓	✓	✓
<i>Triple Play Service Delivery Architecture Guide (for the 7450 ESS, 7750 SR, and VSR)</i>	This guide describes the Triple Play Service Delivery Architecture (TPSDA) support and provides examples to configure and implement various protocols and services.	✓	—	✓
<i>Unicast Routing Protocols Guide</i>	This guide provides an overview of unicast routing concepts and provides configuration examples for Routing Information Protocol (RIP), Open Shortest Path First (OSPF), Intermediate-system-to-intermediate-system (IS-IS), and Border Gateway Protocol (BGP) routing protocols, and for route policies.	✓	—	✓

Hardware documents in this documentation suite

The intended audience for the hardware documents in this documentation suite are network architects and designers, installers, and hardware maintenance technicians.

7450 ESS guides

- 7450 ESS SONET/SDH OC-3C/STM-1C MDA Installation Guide*
- 7450 ESS SONET/SDH OC-12C/STM-4C MDA Installation Guide*
- 7450 ESS SONET/SDH OC-48C/STM-16C MDA Installation Guide*

7750 SR guides

- 7710 and 7750 SR Channelized DS1/E1 CMA Installation Guide*
- 7750 SR-1e, -2e and -3e Chassis Installation Guide*
- 7750 SR-12e Installation Guide*
- 7750 SR-c4 Installation Guide*
- 7750 SR-c12 Installation Guide*
- 7750 SR-a4 and 7750 SR-a8 Installation Guide*
- 7750 SR ATM MDA Installation Guide*
- 7750 SR Channelized Any Service Any Port (ASAP) MDA Installation Guide*
- 7750 SR Product Family Channelized OC3/OC12/STM-1 Circuit Emulation Services (CES) CMA/MDA Installation Guide*
- 7750 SR SONET/SDH OC-3C/STM-1C MDA Installation Guide*
- 7750 SR SONET/SDH OC-12C/STM-4C MDA Installation Guide*
- 7750 SR SONET/SDH OC-48c/STM-16c MDA Installation Guide*

- Vertical Rack Mount Kit Installation Guide*
- Virtualized Service Router Installation and Setup Guide*
- 7750 SR Channelized Any Service Any Port (ASAP) MDA Installation Guide*

7450 ESS and 7750 SR guides

- 7450 ESS and 7750 SR IOM4-e Installation Guide*
- 7450 ESS and 7750 SR MDA-e Installation Guide*
- 7450 ESS-7 and 7750 SR-7 Chassis Installation Guide*
- 7450 ESS-12 and 7750 SR-12 Chassis Installation Guide*
- 7750 SR and 7450 ESS HS-MDA2 Installation Guide*
- 7750 SR and 7450 ESS Integrated Media Module Installation Guide*
- 7750 SR and 7450 ESS Multiservice Integrated Service Adapter Installation Guide*
- 7750 SR and 7450 ESS SF/CPM to SF/CPM5 Hardware Upgrade Guide*
- 7x50 10 Gigabit Ethernet Tunable DWDM MDA Installation Guide*
- 7x50 High Scale (HS) MDA Installation Guide*
- 7x50 MDA-XP Installation Guide*
- 7750 SR and 7450 ESS Integrated Service Adapter Video Installation Guide*
- 7750 SR-7 and 7450 ESS-7 PEM-3 Upgrade Installation Note*
- 7750 SR-12 and 7450 ESS-12 PEM-3 Upgrade Installation Note*
- 7450 ESS and 7750 SR Troubleshooting Guide*

7950 XRS guides

- 7950 XRS-16c Chassis Installation Guide*
- 7950 XRS-20 and 7950 XRS-40 Chassis Installation Guide*

Other documents in this documentation suite

- Documentation Suite Overview Service Router Portfolio, Release 15.0* (this document)
- SR OS AA Protocols and Applications* (spreadsheet)
- SR OS Software Release Notes*

Using the Documentation Center

Use the following procedure to access any of the guides mentioned in this document or to access a zipped file of the complete set of software guides:

- Open a browser and navigate to:
[Customer Documentation Welcome Page](#)
The Documentation Center appears. By default, the products are listed by the most accessed.
- Click on 7750 SR, 7450 ESS, 7950 XRS, or VSR in the list. The documentation web page for that product appears. The most recent documents are listed by default.
- The different search and sorting options on the documentation web page allow you to:
 - filter or sort the documents
 - search for documents by specific title words or document numbers
 - search for specific text in documents (Full Text search)**Notes:**
 - A Full Text search searches for text in PDF files only.

- To search for phrases in a Full Text search, type the phrase within quotation marks; for example, "synchronous Ethernet".
 - To remove the search filter or sorting options, click Reset.
- Select a document by clicking the associated icon on the right:
 - PDF icon
 - HTML icon
 - Zip Collection icon

Note: If the document is restricted, a key is displayed beside the document number, indicating that you must log in and enter your user name and password. If you cannot access the document after logging in, your account does not have permission to access the document. Contact your Nokia technical support representative.

If you do not have a user name and password, you can request one from the Documentation Center web page. A link is also available to provide feedback about the web page.

Searching for specific information in a document or in multiple documents

You can use Adobe Reader, Release 6.0 or later, to search one or more PDF files for a term.

Note: The PDF files that you search must be in the same folder or sub folder.

- From the Adobe Reader main menu, choose Edit > Search or Advanced Search. The Search panel opens.
 - To search for a term in the current document, click on the In the current document radio button.
 - To search for a term in multiple documents, click on the All PDF Documents in radio button and choose the folder in which to search using the drop-down menu.
- Enter the term to search for. Select one or more of the following search criteria, if required:
 - Whole words only
 - Case-Sensitive
 - Include Bookmarks
 - Include Comments
- Click on the Search button. Adobe Reader displays the search results.
You can expand the entries for each file by clicking on the + symbol.

Documentation support

If you have questions or comments about this documentation suite, contact:

[Customer Documentation Feedback](#)

Technical support

Customer support representatives are available to assist you 24 hours a day, 7 days a week. For a list of regional contact telephone and fax numbers, see:

[Product Support Portal](#)

Nokia is a registered trademark of Nokia Corporation. Other products and company names mentioned herein may be trademarks or tradenames of their respective owners. The information presented is subject to change without notice. No responsibility is assumed for inaccuracies contained herein. Copyright © 2017 Nokia.